

Instructions for Registration

Participants need register an account on the conference website. On your account, complete the registration, submit your abstract, and pay the fees. Accompanying persons can share an account with a participant.

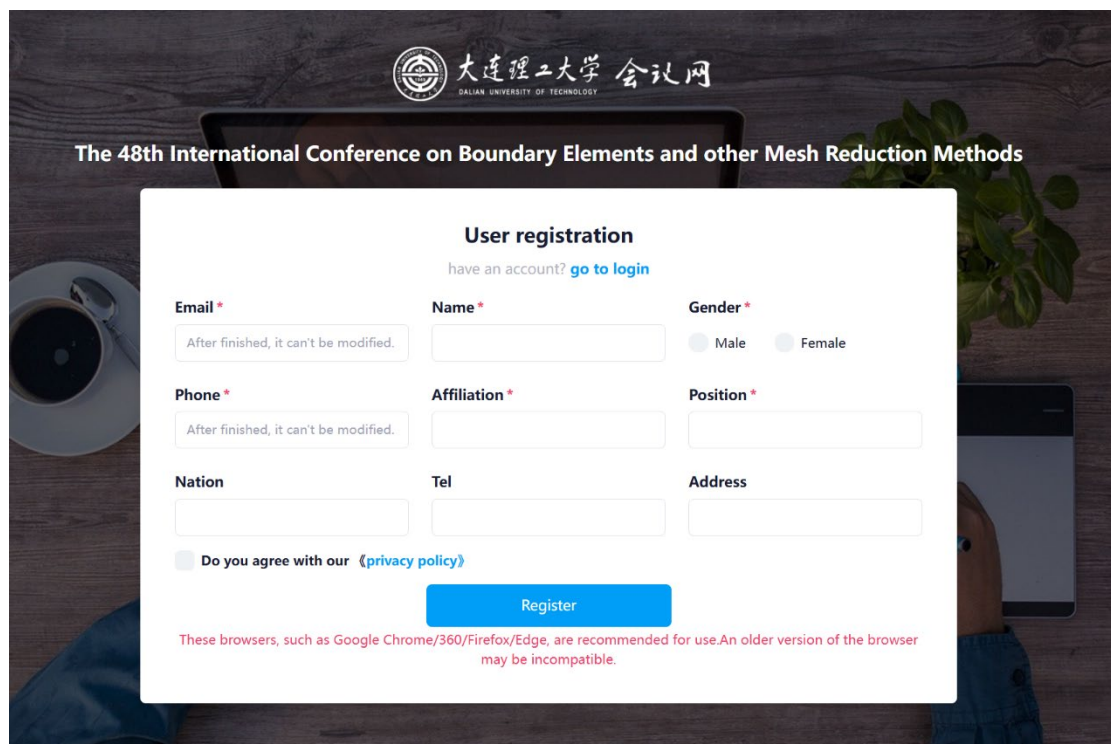
参会人员需要在会议网站注册账号，并在个人页面内完成报名参会、提交摘要、缴纳注册费等，随行人员可与参会者共用一个账号。

1、 Enter the conference website address in your browser: <https://BEM-MRM48.dlut.edu.cn>. (Note: It is recommended to use the latest version of Google Chrome/360/Firefox /Edge browser. Older versions may not be compatible.)

在浏览器中输入会议网址：<https://BEM-MRM48.dlut.edu.cn>。（注：建议您使用最新版 Google Chrome/360/Firefox/Edge 浏览器，过低版本的浏览器可能会不兼容。）

2、 Click the "Register" option in the upper right corner to enter the user registration page; fill in your personal information. Items marked with * are required fields. After successful registration, the conference website will send an initial password to the email address you provided during registration. Please check your email for the login password. You may change the password after logging in.

点击右上角“Register”选项，进入用户注册界面；填写个人信息，其中带*选项要求必须填写。注册成功后，会议网会向您注册时填写的邮箱发送初始密码，请登录邮箱查看登录密码，登录后可自行修改密码。



The 48th International Conference on Boundary Elements and other Mesh Reduction Methods

User registration
have an account? [go to login](#)

Email * After finished, it can't be modified. **Name *** **Gender *** Male Female

Phone * After finished, it can't be modified. **Affiliation *** **Position ***

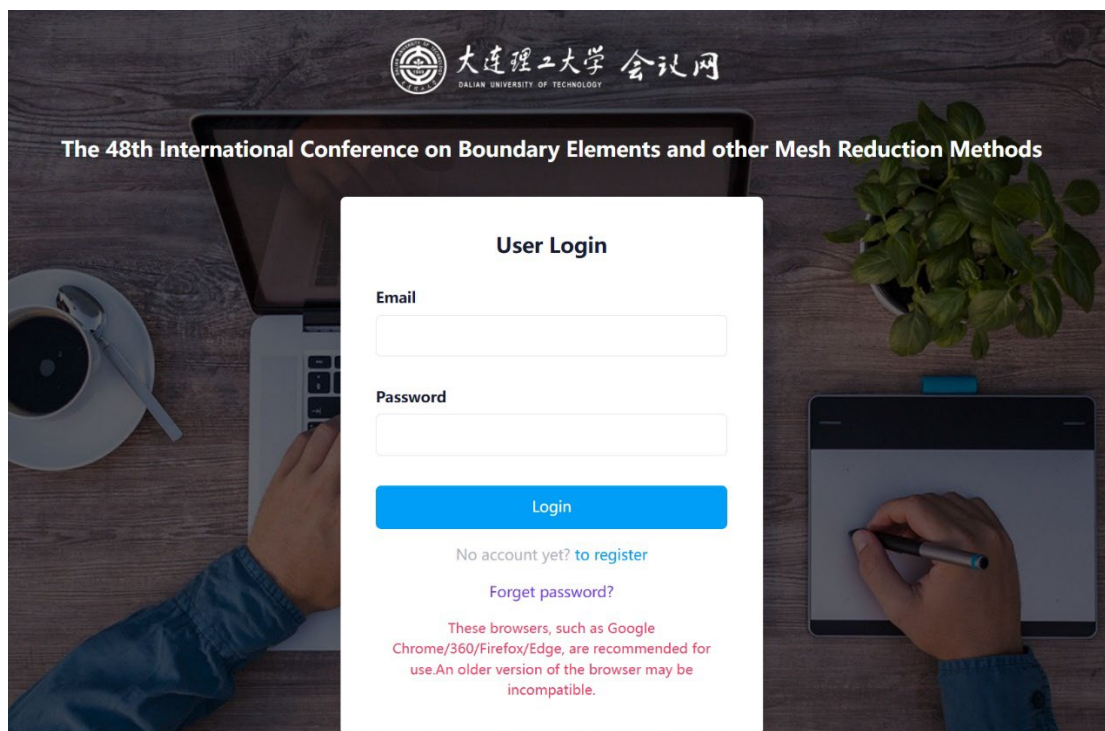
Nation **Tel** **Address**

Do you agree with our [privacy policy](#)

These browsers, such as Google Chrome/360/Firefox/Edge, are recommended for use. An older version of the browser may be incompatible.

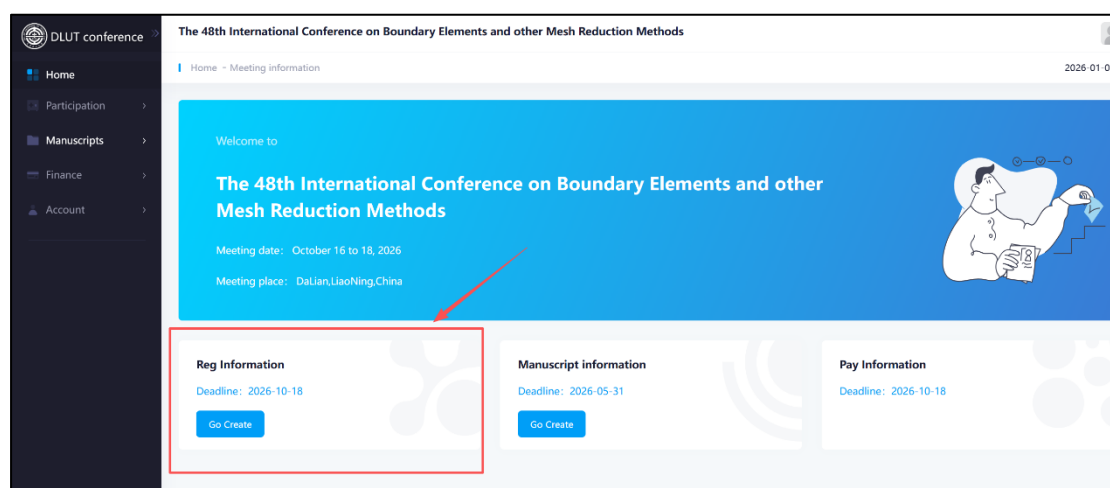
3、Click the "Login" option to enter the login interface, then enter your account (registered email) and initial password (found in the email—please check your spam folder if needed). Finally, click "Login".

点击“Login”选项进入登录界面，填写账号（注册邮箱）和初始密码（邮件中，注意查看垃圾邮箱），点击“登录”。



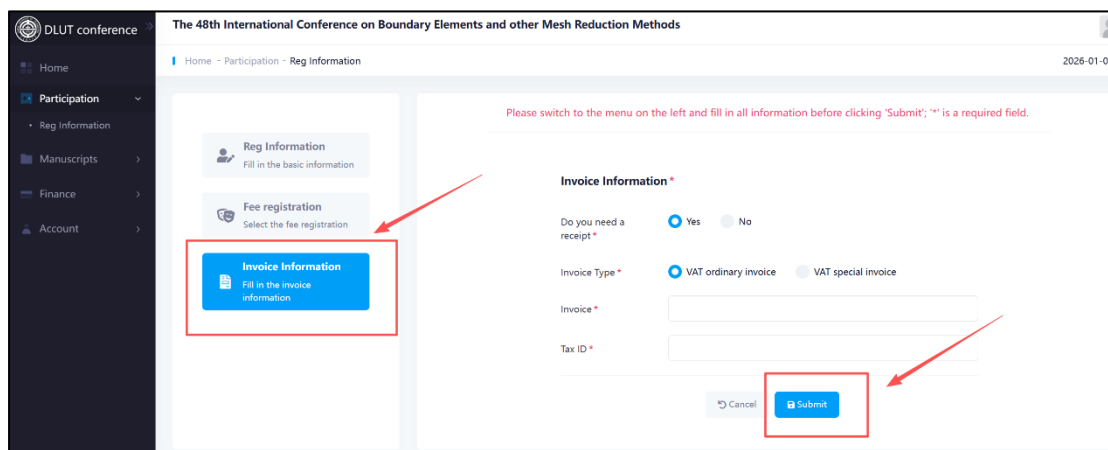
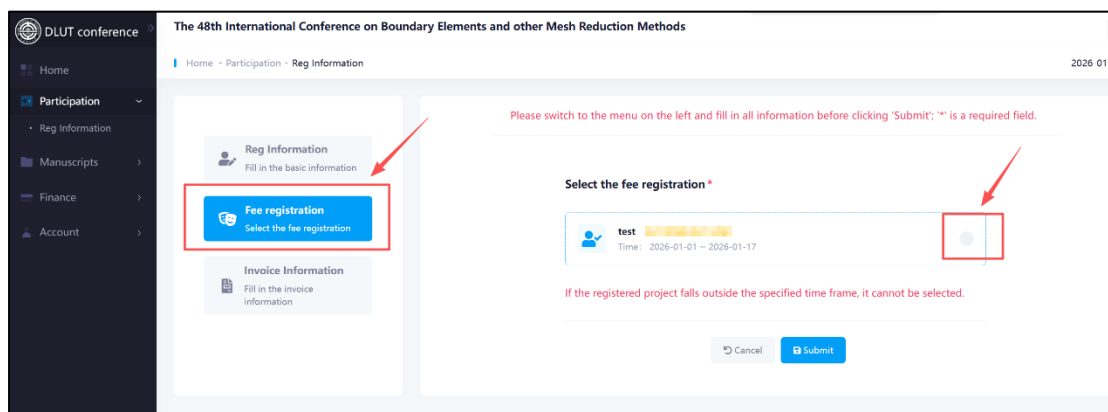
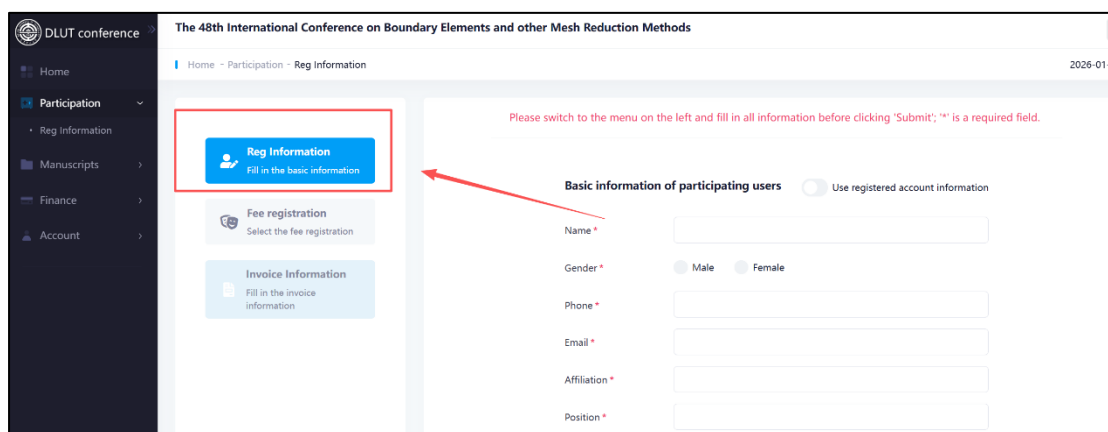
4、After entering the homepage, click "Go Create" to proceed to the conference registration interface.

进入首页后，点击“Go Create”，进入参会报名界面。



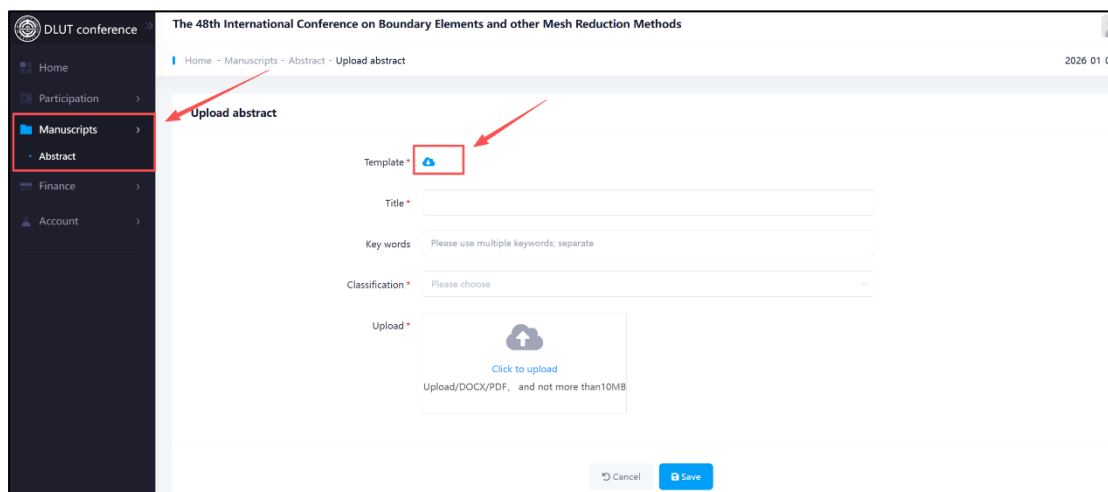
5、 Fill in your personal information. For the "Reg Information" section, you can quickly fill it in by clicking "Use Registered Account Information" in the upper right corner. Then, **do not** click "Submit" at this stage. Instead, click the "Fee Registration" option on the left, select your fee type, and again **do not** click "Submit". Next, click "Invoice Information" on the left, check "Yes", and fill in the invoice details. Once all three sections on the left are completed, click " Submit".

填写个人信息，其中“Reg Information”一栏可点击右上角“Use Registered Account Information”快速填写，然后不用点击“Submit”，点击左侧的费用注册选项，选择费用类型，同样不需要点击“Submit”，点击左侧“Invoice Information”，勾选“YES”，然后填写发票信息，左侧三栏都填写完成后，点击“Submit”。



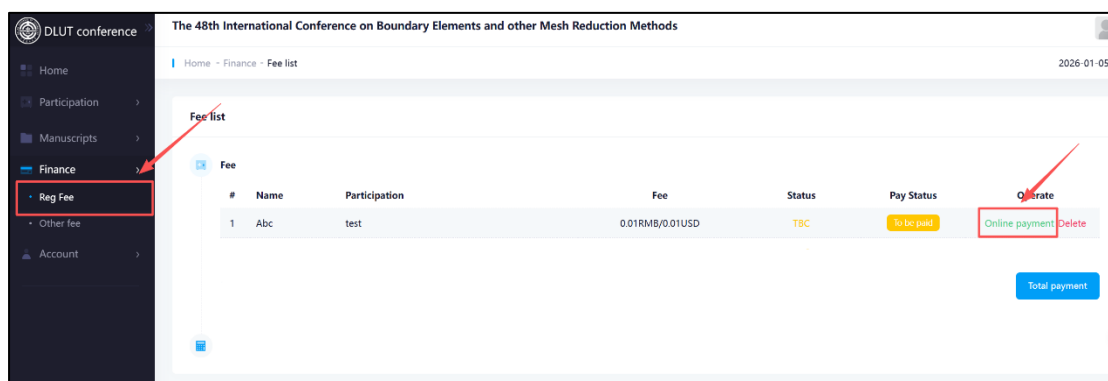
6、Click "Manuscripts > Abstract" on the left, then enter "+ Upload Abstract" to access the abstract submission page. You can download the abstract template at the "Template" section, fill it out, and upload it.

点击左侧“Manucripts > Abstract”，点击进入“+ Upload Abstract”，进入摘要上传页面，可在“Template”处下载摘要模板，填写后上传。



7、Click "Finance > Reg Fee" on the left, and select "Online Payment".

点击左侧“Finance > Reg Fee”，选择“Online Payment”。“线上支付”提供“建设银行网银支付”、“微信支付”、“支付宝支付”和“聚合扫码支付”四种支付方式。



8、After the payment is completed, you can check that the "Payment Status" shows as "Paid", indicating that the conference payment has been successfully processed.

支付完成后，可查看“支付状态”为“已支付”，即完成会议缴费。



Note: The website supports registering and paying fees for multiple attendees with one account. Click "Participation > Reg Information" on the left to enter the participant list page, then click the "Create" option on the right. Repeat Steps 5 and 6 to complete the registration and payment for additional attendees.

注：该网站支持一人注册为多位参会代表缴费，点击左侧的“Participation > Reg Information”，进入参会列表界面，点击右侧的“Create”选项，重复步骤 5 和步骤 6 即可为多位代表缴费。